

### Product Highlights

- High-Intensity Illumination in a Compact Package
- Available in a broad range of wavelengths
- Washdown Version Available
- Convenient M4 T-Slot for Mounting



### General Specifications

Electrical Specifications	Color	24V Current	All Other Controls
	470, 505, 530, WHI	N/A	0.19 A Max
	590, 625, 660, 730	N/A	0.18 A Max
	850, 940	N/A	0.14 A Max
	365, 375, 385, 395, 405, 455	N/A	0.13 A Max
Normal Operating Temperature	0 - 60°C		
Weight	42g (1.48 oz)		
Standard Cable Information	2 M long -0/+150 mm (80" -0/+6") - 105°C rated PVC jacket, foil shield with drain.		
Photobiological Risk Factor	Exempt Applicable Wavelengths: 850, 940 Group 1 (Low Risk) Applicable Wavelengths: 455, 470, 505, 530, 590, 625, 660, 730, WHI Group 2 (Moderate Risk) Applicable Wavelengths: 365, 375, 385, 395, 405		
Compliance	CE, RoHS, IEC 62471		
IP Rating	TBD		
Lumen Maintenance	L70 = 50,000 Hours		

## Part Number Key

Model	—	Peak Wavelength	Connector/Control	Washdown Option	Light Conditioning Option	—	Alternative Connector
SL244	—	XXX	XX	X	X	—	XXX
SL244		365 (UV) <sup>2</sup>	C1	W	D (Diffuser)		M8 <sup>1</sup>
		375 (UV) <sup>2</sup>	C5				M12 <sup>1</sup>
		385 (UV) <sup>2</sup>	Q4				
		395 (UV) <sup>2</sup>	IC				
		405 (violet) <sup>2</sup>	I3				
		455 (royal blue)	I3S				
		470 (blue)					
		505 (cyan)					
		530 (green)					
		590 (amber)					
		625 (red orange)					
		660 (red)					
		730 (IR)					
		850 (IR)					
		940 (IR)					
		WHI (white)					
EX:							
SL244-660I3D-M12		<sup>1</sup> Available with IC, I3, and I3S options only					
SL244-WHIC1		<sup>2</sup> Not available with diffuser					

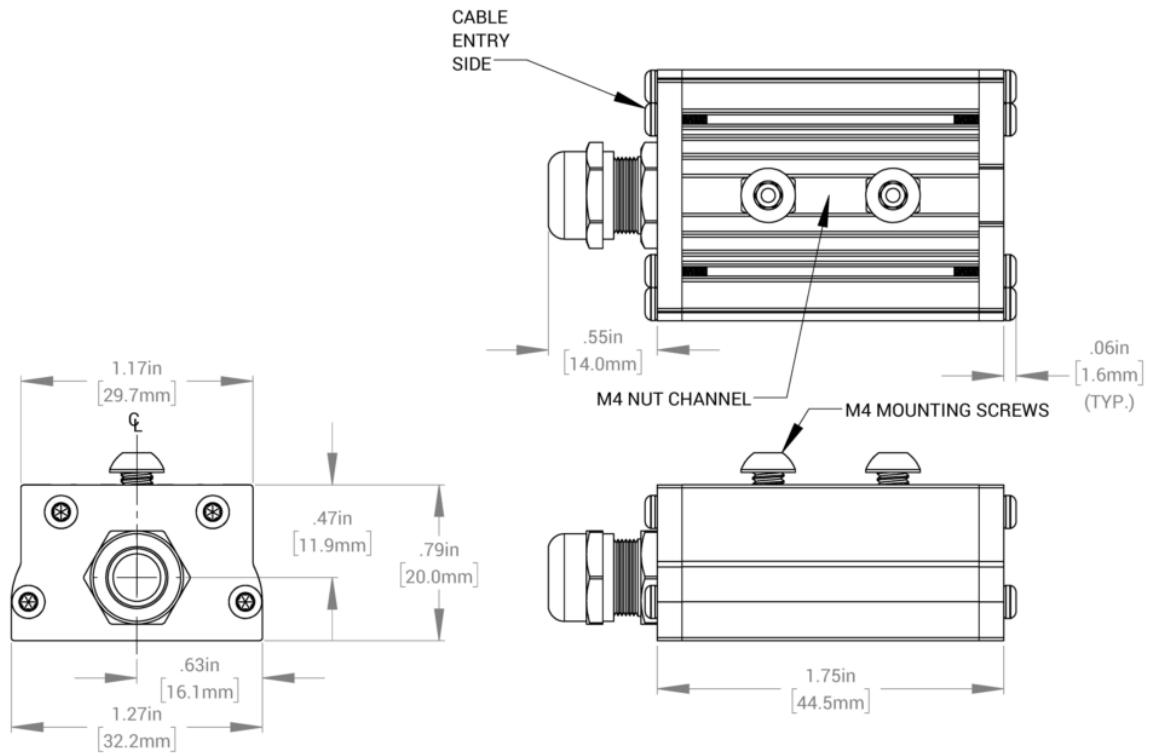
See website product page for in-stock product numbers.

### Shipping:

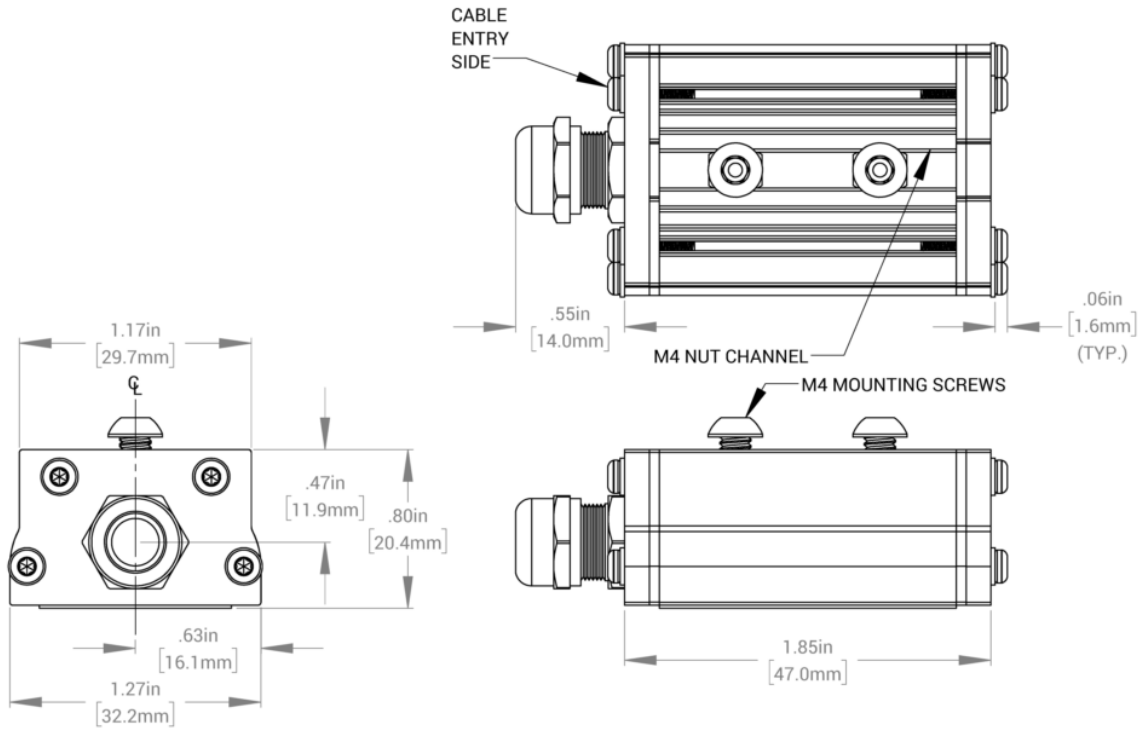
Stock Products: within three days

Build-to-Order Products: within one to three weeks

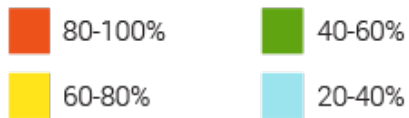
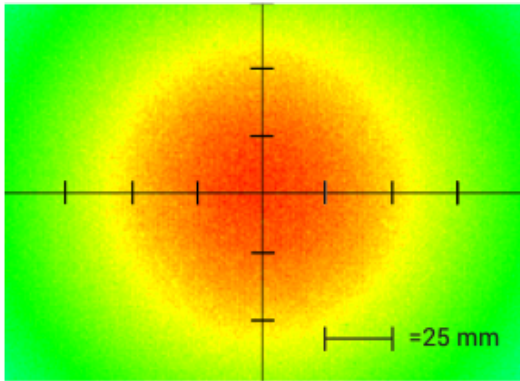
[ NONSEALED ]



[ SEALED ]




### Intensity Distribution

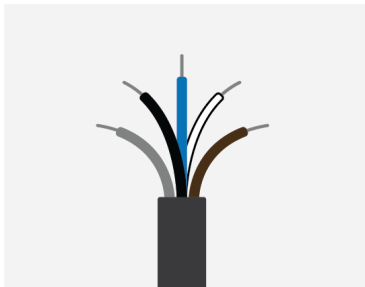


Optical measurement taken using SL244-62513 @ 300 mm

### Area of Illuminance & Intensity



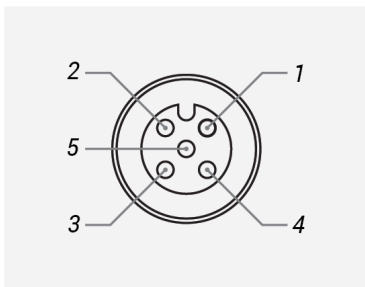
## Standard Flying Lead Functions for IC, I3 and I3S Control Options



COLOR	IC FUNCTIONS	I3/I3S FUNCTIONS
BROWN	24 V DC	24 V DC
WHITE	0-10 V ANALOG DIMMING	RESERVED
BLUE	DC GND	DC GND
BLACK	PNP/ACTIVE LOW GATE	PNP/ACTIVE HIGH TRIGGER
GRAY	N/A	0-10 V ANALOG DIMMING

The functions listed above are applicable when this product is configured with built-in IC, I3, or I3S control, **without** the optional A-coded 5-position Male M12 or A-coded 4-position Male M8 connector.

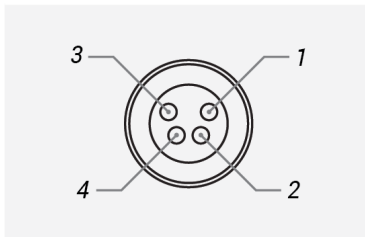
## M12 Connector Pinout Functions for IC, I3 and I3S Control Options



PIN	IC FUNCTIONS	I3/I3S FUNCTIONS
1	24 V DC	24 V DC
2	0-10 V ANALOG DIMMING	RESERVED
3	DC GND	DC GND
4	PNP/ACTIVE LOW GATE	PNP/ACTIVE HIGH TRIGGER
5	N/A	0-10 V ANALOG DIMMING

The functions listed above are only applicable when this product is configured with built-in IC, I3, or I3S control, **with** an A-coded 5-position Male M12 connector.

## M8 Connector Pinout Functions for IC, I3 and I3S Control Options



PIN	IC FUNCTIONS	I3/I3S FUNCTIONS
1	24 V DC	24 V DC
2	0-10 V ANALOG DIMMING	0-10 V ANALOG DIMMING
3	DC GND	DC GND
4	PNP/ACTIVE LOW GATE	PNP/ACTIVE HIGH TRIGGER

The functions listed above are only applicable when this product is configured with built-in IC, I3, or I3S control, **with** an A-coded 4-position Male M8 connector.

For details on operating configurations without built-in control (C1, C5, Q1, and Q4 control, when available), please refer to Advanced illumination's controller manuals.

## Control Specs

C1 CONNECTOR	C5 CONNECTOR	ICS 2 (IC)	ICS 3	ICS 3S (I3S)	24 VOLT
For use with: <b>DCS Series Controllers</b> Strobe/Continuous Controllers	For use with: <b>Pulsar 320</b> High Power Strobe Only Controller	In-line Continuous Controller  Powered with: <b>24V Power Supply</b>	In-line Strobe/ Continuous Controller Default On  Powered with: <b>24V Power Supply</b>	In-line Strobe/ Continuous Controller Default Off  Powered with: <b>24V Power Supply</b>	Flying/Tinned Leads  Powered with: <b>24V Power Supply</b>

Note: Selecting a Q4 connection will result in 4 spot lights wired to 1 connector, each spot light operating on a single channel.

## Warranty Information

Every Advanced illumination, Inc. (Ai) product is thoroughly inspected and tested before leaving the factory. Products are warranted to be free of defects in workmanship and materials for a period of FIVE YEARS from the original date of purchase. Should a defect develop during this period, customers may return the complete product, freight prepaid, to one of Ai's distributors or to the Ai factory. All product warranty returns require a Return Merchandise Authorization (RMA) number which is obtained from Customer Service. The RMA number must be clearly marked on the outside of the package. Ai will inspect the unit, and if a defect is found will, at our option, repair or replace the product without charge. Ai disclaims liability for any implied warranties, including implied warranties of "merchantability" and "fitness for a specific purpose." For products under warranty that have since been discontinued, Ai will make an effort to replace with equivalent parts; for circumstances that do not allow for equivalent replacement, Ai reserves the right to repair or replace these products with an updated version. Ai cannot be held responsible for the unauthorized or inappropriate use of its products. Any unauthorized repair or modifications will result in a voided warranty.

No Liability for Consequential Damages: In no event shall Ai be liable for any consequential, special, incidental, or indirect damages of any kind arising from the sale or use of the products.

## Electromagnetic Compatibility

This product was tested and complies with the regulatory requirements and limits for electromagnetic compatibility (EMC) as stated in the product specifications. These requirements and limits are designed to provide reasonable protection against harmful interference only when the product is operated in its intended industrial electromagnetic environment. To minimize the potential for electromagnetic interference or unacceptable performance degradation, install and use this product in strict accordance with the instructions in the product documentation.

## Customer Service

For information on existing orders, or to make an order adjustment, contact us Monday through Friday 8:00 am to 5:00 pm ET or send an email to [orders@advancedillumination.com](mailto:orders@advancedillumination.com).

## Company Information

### **Advanced Illumination**

440 State Garage Road, Rochester, VT 05767

Phone: 802.767.3830

Fax: 802.767.2636

Email: [info@advancedillumination.com](mailto:info@advancedillumination.com)

Web: [advancedillumination.com](http://advancedillumination.com)

© 2021 Advanced illumination Inc. All rights reserved