

### Product Highlights

- The RL2316 is characterized as a Compact Aimed Bright Field ring light.
- Precisely aimed LEDs provide a level of lighting control not found in traditional illuminators.



### General Specifications

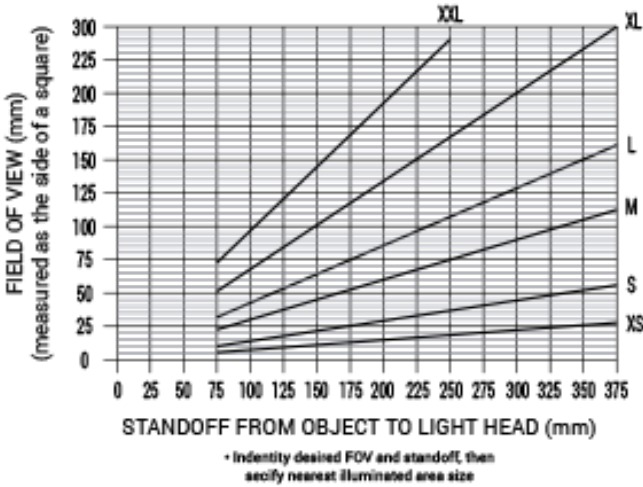
	Color	24V Current	All Other Controls
Electrical Specifications	625, 660, 880	0.12A	0.06A Max
	395, 470, 520, WHI	0.08A	0.04A Max
Normal Operating Temperature	0 - 60°C		
Weight	58.9g (2.08oz)		
Standard Cable Information	Up to 2 meters (80") long - 105°C rated PVC jacket, foil shield with drain.		
Photobiological Risk Factor	Exempt Applicable Wavelengths: 880 Group 1 (Low-Risk) Applicable Wavelengths: 470, 520, 625, 660, WHI Group 2 (Moderate-Risk) Applicable Wavelengths: 395		
Compliance	CE, RoHS, IEC 62471		
IP Rating	IP40		
Lumen Maintenance	L70 = 50,000 Hours		

## Part Number Key

Model	—	Spectral Wavelength	Stand Off	Fied of View	Connector/ Control	Optional Lighting Condition	—	Alternative Connector
<b>RL2316</b>	<b>—</b>	<b>XXX</b>	<b>XXX</b>	<b>XXX</b>	<b>XX</b>	<b>X</b>	<b>—</b>	<b>XXX</b>
RL2316		(UV) 395 <sup>2</sup> (blue) 470 (green) 520 (red orange) 625 (red) 660 (infra red) 880 (white) WHI	See chart to compute standoff.	XS S M L XL XXL	C1 C5 IC I3 I3S 24	D (Diffuser) P <sup>3</sup> (Polarizer)		M12 <sup>1</sup>
<b>Ex: RL2316-395100XXL01D</b> <b>RL2316-625150XL13P-M12</b>						<sup>1</sup> Available with IC, I3, I3S and 24 options only <sup>2</sup> Not available with IC and 24 options <sup>3</sup> Not available with UV option (blue) 470 will reduce the life of the polarizer		

**Stock Product:** *shipped within 3 days*  
None

**Build to Order:** *shipped within 2 weeks*



## Electrical Specs

### ICS 2 (IC)

Pin (M12)	Function	Wire Color
1	+24 VDC	Brown
2	0-10 VDC Analog Control	White
3	GND	Blue
4	GLO	Black
5	N/A	Gray

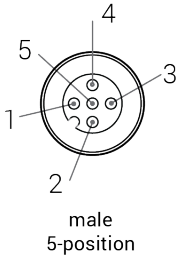
### ICS 3 (I3 and I3S)

Pin (M12)	Function	Wire Color
1	+24 VDC	Brown
2	GND	White
3	GND	Blue
4	PNP/Active High Trigger	Black
5	0-10 VDC Analog Control	Gray

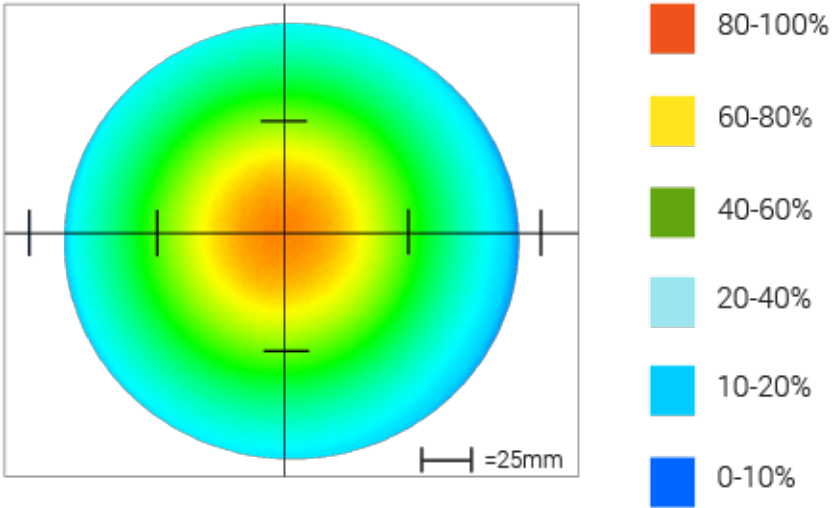
### 24 Volt

Pin (M12)	Function	Wire Color
1	+24 VDC	Brown
2	N/A	White
3	-24 VDC	Blue
4	N/A	Black
5	N/A	Gray

### Optional M12 Pinout

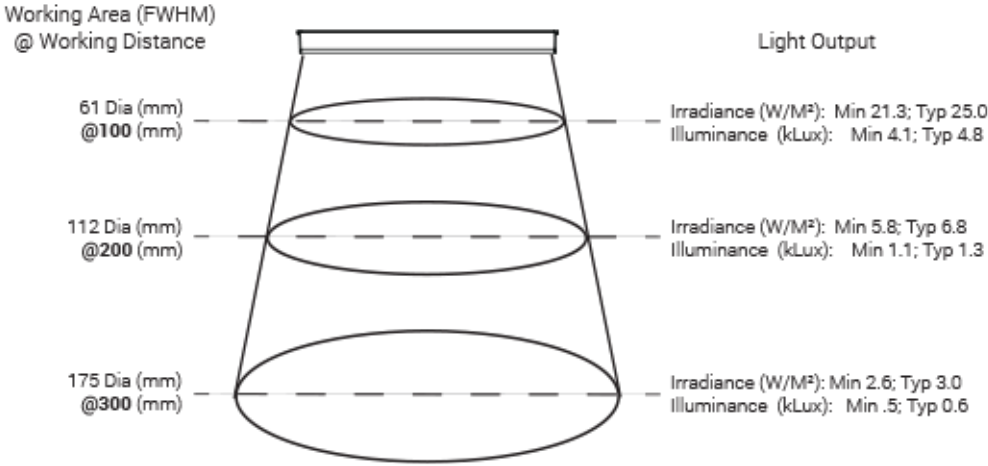


Intensity Distribution

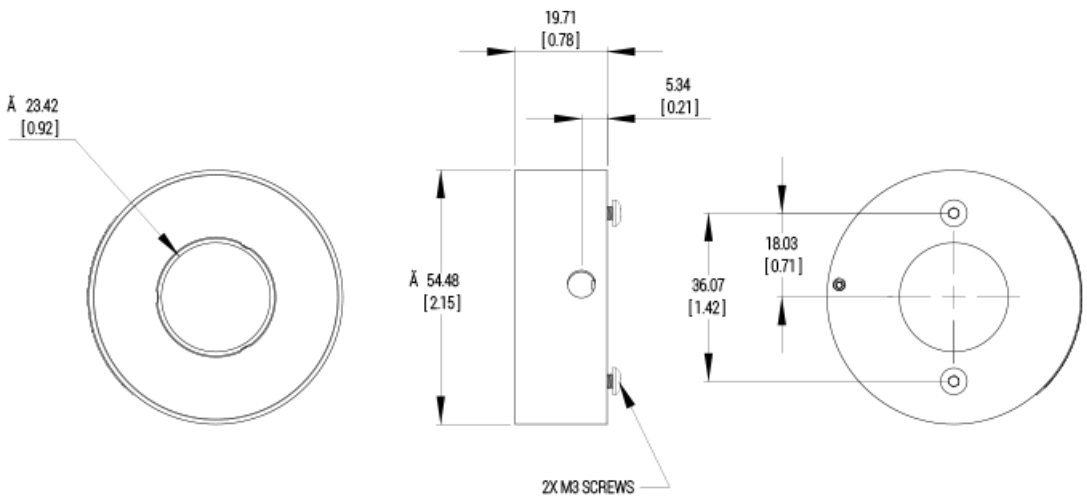


Optical measurement taken using RL2316-625100LI3 @ 100 mm

Area of Illuminance & Intensity



Mechanical Specs



DIMENSIONS ARE IN MILLIMETERS [INCHES]

Control Specs

C1 Connector	C5 Connector	ICS 2 (I2)	ICS 3 (I3)	ICS 3S (I3S)	24
<i>For use with:</i> <b>DCS Series Controllers</b>	<i>For use with:</i> <b>Pulsar 320 Strobe Controller.</b>	Continuous in-line controller  <i>Powered with:</i> <b>24V power supply</b>	Combination strobe/continuous in-line controller  <i>Powered with:</i> <b>24V power supply</b>	Default-OFF strobe/continuous in-line controller  <i>Powered with:</i> <b>24V power supply</b>	Flying/tinned leads  <i>Powered with:</i> <b>24V power supply</b>

## Warranty Information

Every Advanced illumination, Inc. (Ai) product is thoroughly inspected and tested before leaving the factory. Products are warranted to be free of defects in workmanship and materials for a period of FIVE YEARS from the original date of purchase. Should a defect develop during this period, customers may return the complete product, freight prepaid, to one of Ai's distributors or to the Ai factory. All product warranty returns require a Return Merchandise Authorization (RMA) number which is obtained from Customer Service. The RMA number must be clearly marked on the outside of the package. Ai will inspect the unit, and if a defect is found will, at our option, repair or replace the product without charge. Ai disclaims liability for any implied warranties, including implied warranties of "merchantability" and "fitness for a specific purpose." For products under warranty that have since been discontinued, Ai will make an effort to replace with equivalent parts; for circumstances that do not allow for equivalent replacement, Ai reserves the right to repair or replace these products with an updated version. Ai cannot be held responsible for the unauthorized or inappropriate use of its products. Any unauthorized repair or modifications will result in a voided warranty.

No Liability for Consequential Damages: In no event shall Ai be liable for any consequential, special, incidental, or indirect damages of any kind arising from the sale or use of the products.

## Electromagnetic Compatibility

This product was tested and complies with the regulatory requirements and limits for electromagnetic compatibility (EMC) as stated in the product specifications. These requirements and limits are designed to provide reasonable protection against harmful interference only when the product is operated in its intended industrial electromagnetic environment. To minimize the potential for electromagnetic interference or unacceptable performance degradation, install and use this product in strict accordance with the instructions in the product documentation.

## Customer Service

For information on existing orders, or to make an order adjustment, contact us Monday through Friday 8:00 am to 5:00 pm ET or send an email to [orders@advill.com](mailto:orders@advill.com).

## Company Information

### **Advanced Illumination**

440 State Garage Road, Rochester, VT 05767

Phone: 802.767.3830

Fax: 802.767.3831

Email: [info@advancedillumination.com](mailto:info@advancedillumination.com)

Web: [advancedillumination.com](http://advancedillumination.com)

© 2020 Advanced illumination Inc. All rights reserved