

Product Highlights

- The SL073 is characterized as a Compact Spot Light with sufficient thermal management to provide 31kLux at a working distance of 4" (100mm).



General Specifications

	Color	24V Current	All Other Controls
Electrical Specifications	850	0.35 A	0.02 A Max
	470, 530, 590, 625, WHI	0.35 A	0.05 A Max
Normal Operating Temperature	0 - 60°C		
Weight	50g (1.76oz)		
Standard Cable Information	Up to 2 meters (80") long - 105°C rated PVC jacket, foil shield with drain.		
Photobiological Risk Factor	Exempt Applicable Wavelengths: 850		
	Group 1 (Low-Risk) Applicable Wavelengths: 470, 530, 590, 625, WHI		
Compliance	CE, RoHS, IEC 62471		
IP Rating	IP50		
Lumen Maintenance	L70 = 50,000 Hours		

Part Number Key

Model	—	Spectral Wavelength	Connector/ Control	Optional Lighting Condition	—	Alternative Connector
SL073	—	XXX	XX	X	—	XXX
SL073		(blue) 470 (green) 530 (amber) 590 (red orange) 625 (infra red) 850 (white) WHI	C1 C5 IC I3 I3S 24	D (diffuser) P ² (polarizer)		M12 ¹
Ex: SL073-470C1D SL073-625I3P-M12				¹ Available with IC, I3, I3S and 24v options only ² Not available with (infra red) 850 option (blue) 470 will reduce the life of the polarizer		

Stock Product: *shipped within 3 days*

SL073-WHIIC SL073-WHI24

SL073-625IC SL073-62524

Build to Order: *shipped within 2 weeks*

Electrical Specs

ICS 2 (IC)

Pin (M12)	Function	Wire Color
1	+24 VDC	Brown
2	0-10 VDC Analog Control	White
3	GND	Blue
4	GLO	Black
5	N/A	Gray

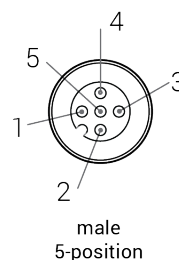
ICS 3 (I3 and I3S)

Pin (M12)	Function	Wire Color
1	+24 VDC	Brown
2	GND	White
3	GND	Blue
4	PNP/Active High Trigger	Black
5	0-10 VDC Analog Control	Gray

24 Volt

Pin (M12)	Function	Wire Color
1	+24 VDC	Brown
2	N/A	White
3	-24 VDC	Blue
4	N/A	Black
5	N/A	Gray

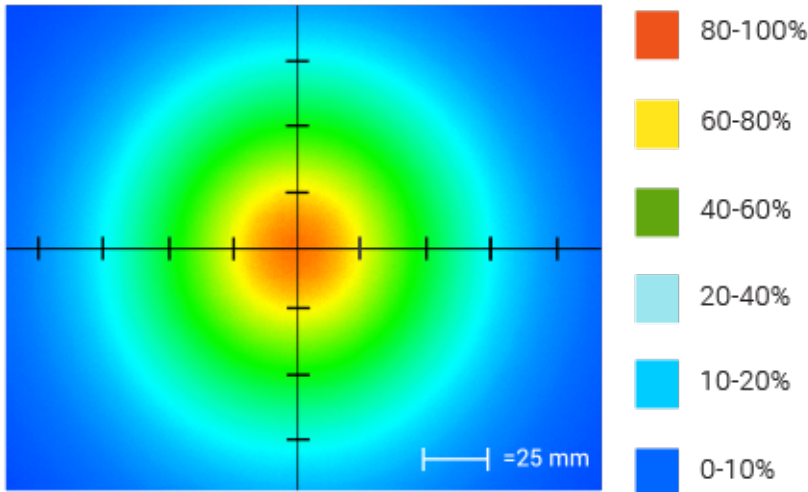
Optional M12 Pinout



Control Specs

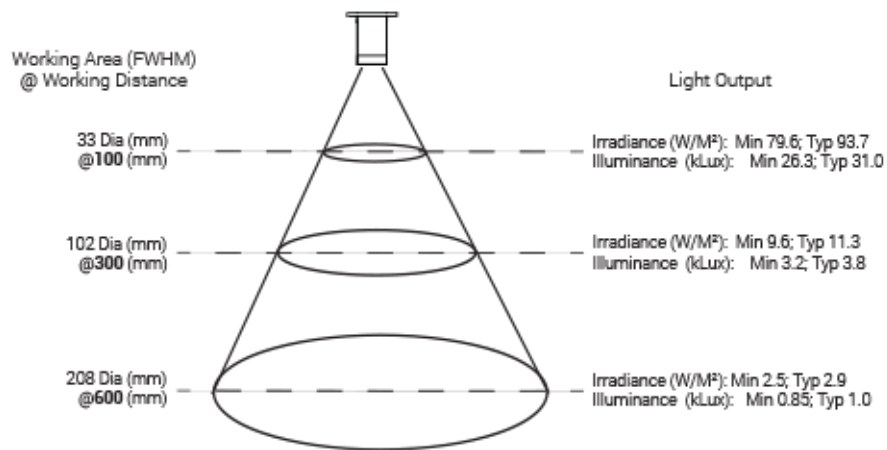
C1 Connector	C5 Connector	ICS 2 (IC)	ICS 3 (I3)	ICS 3S (I3S)	24
For use with: DCS Series Controllers	For use with: Pulsar 320 Strobe Controller.	Continuous in-line controller Powered with: 24V power supply	Combination strobe/continuous in-line controller Powered with: 24V power supply	Default-OFF strobe/continuous in-line controller Powered with: 24V power supply	Flying/tinned leads Powered with: 24V power supply

Intensity Distribution

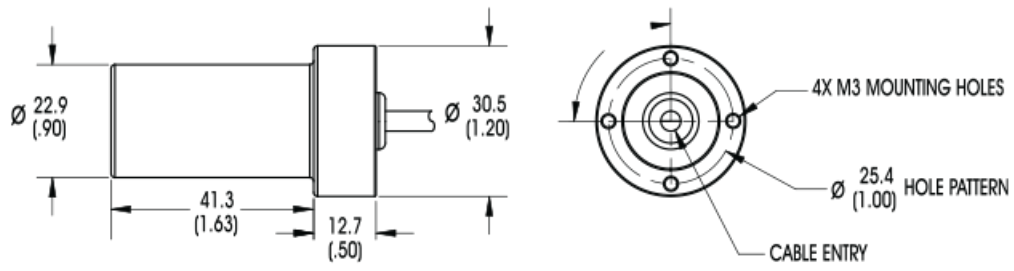


Optical measurement taken using SL073-WHIIC @ 300 mm

Area of Illuminance & Intensity



Mechanical Specs



Warranty Information

Every Advanced illumination, Inc. (Ai) product is thoroughly inspected and tested before leaving the factory. Products are warranted to be free of defects in workmanship and materials for a period of FIVE YEARS from the original date of purchase. Should a defect develop during this period, customers may return the complete product, freight prepaid, to one of Ai's distributors or to the Ai factory. All product warranty returns require a Return Merchandise Authorization (RMA) number which is obtained from Customer Service. The RMA number must be clearly marked on the outside of the package. Ai will inspect the unit, and if a defect is found will, at our option, repair or replace the product without charge. Ai disclaims liability for any implied warranties, including implied warranties of "merchantability" and "fitness for a specific purpose." For products under warranty that have since been discontinued, Ai will make an effort to replace with equivalent parts; for circumstances that do not allow for equivalent replacement, Ai reserves the right to repair or replace these products with an updated version. Ai cannot be held responsible for the unauthorized or inappropriate use of its products. Any unauthorized repair or modifications will result in a voided warranty.

No Liability for Consequential Damages: In no event shall Ai be liable for any consequential, special, incidental, or indirect damages of any kind arising from the sale or use of the products.

Electromagnetic Compatibility

This product was tested and complies with the regulatory requirements and limits for electromagnetic compatibility (EMC) as stated in the product specifications. These requirements and limits are designed to provide reasonable protection against harmful interference only when the product is operated in its intended industrial electromagnetic environment. To minimize the potential for electromagnetic interference or unacceptable performance degradation, install and use this product in strict accordance with the instructions in the product documentation.

Customer Service

For information on existing orders, or to make an order adjustment, contact us Monday through Friday 8:00 am to 5:00 pm ET or send an email to orders@advill.com.

Company Information

Advanced Illumination

440 State Garage Road, Rochester, VT 05767

Phone: 802.767.3830

Fax: 802.767.3831

Email: info@advancedillumination.com

Web: advancedillumination.com

© 2020 Advanced illumination Inc. All rights reserved